

ARE YOU PROVIDING A GOOD HOME FOR INTERNATIONAL GRADUATE STUDENTS?

SCUP PACIFIC

Rena Cheskis-Gold, Demographic Perspectives, LLC

April 2018

TALK OUTLINE

CHALLENGES AND OPPORTUNITIES

- **Historical Trends**
- **Current Climate**
- **Providing a Home: Planning Issues**
- **Discussion and Questions**

LEARNING OUTCOMES

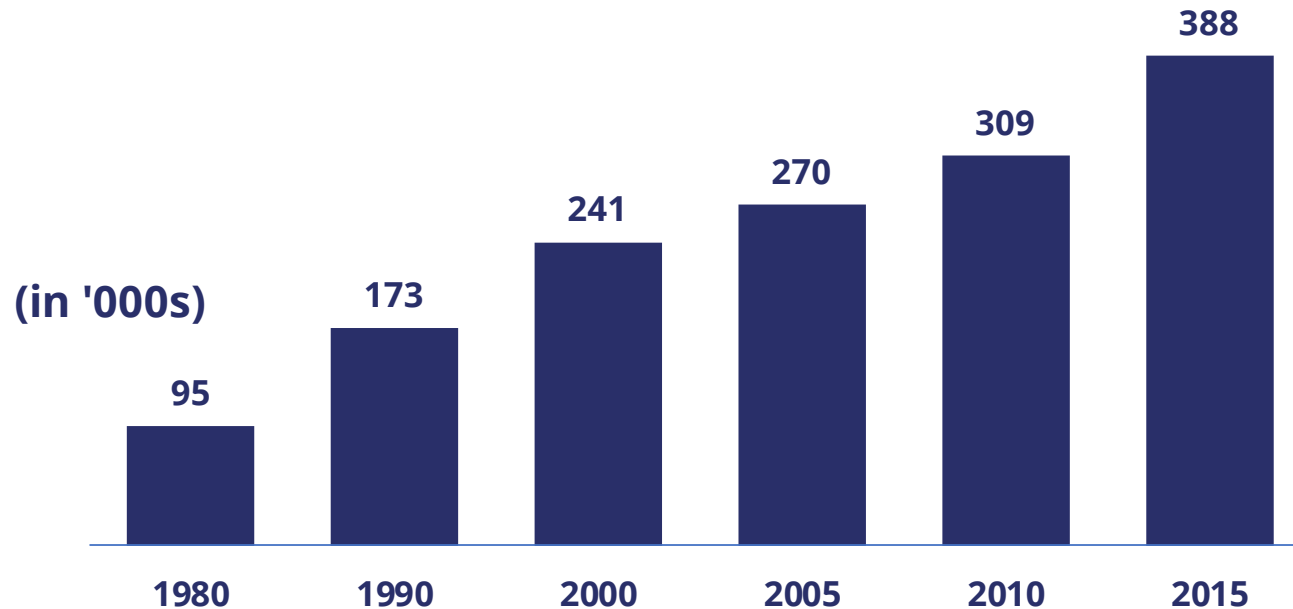
- Understand demographic differences between international and U.S. graduate students.
- Identify differences in cultural styles and needs between international and U.S. graduate students.
- List issues and questions to guide institutional planning for international students.
- Use research to improve the overall student experience for international graduate students.



HISTORICAL TRENDS

HISTORICAL ENROLLMENT

INTERNATIONAL GRADUATE STUDENTS

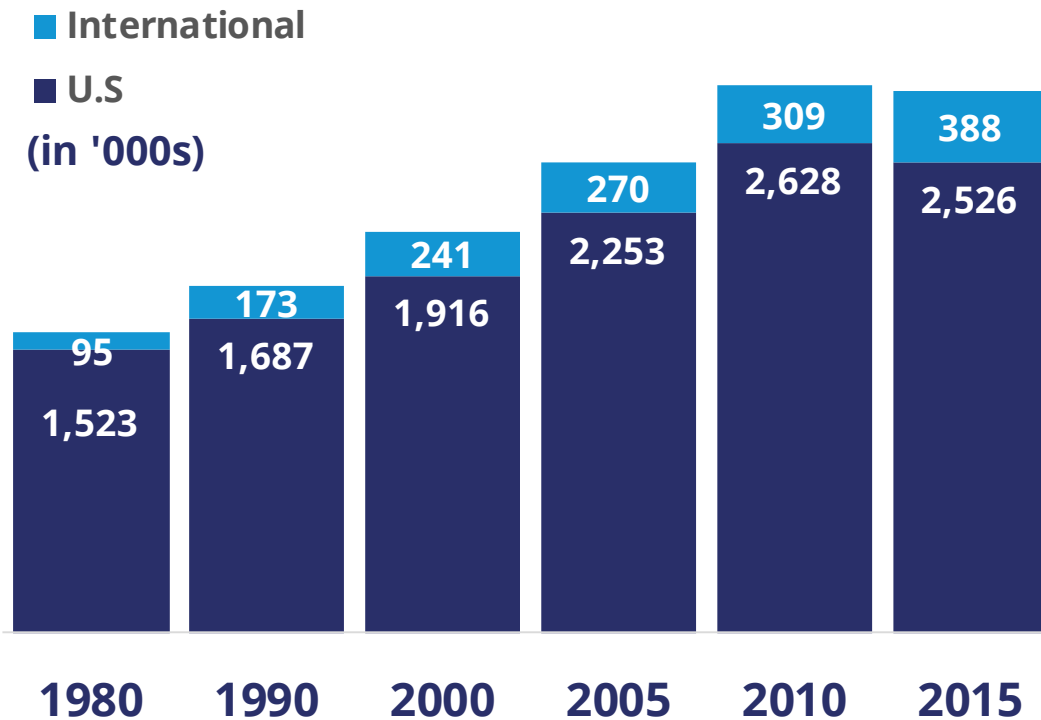


The number of international graduate students increased **14%** between **2005 and 2010** and **25%** between **2010 and 2015**

SOURCE: U.S. Department of Education, National Center for Education Statistics, Tb 306.10.

HISTORICAL ENROLLMENT

PROPORTION OF TOTAL

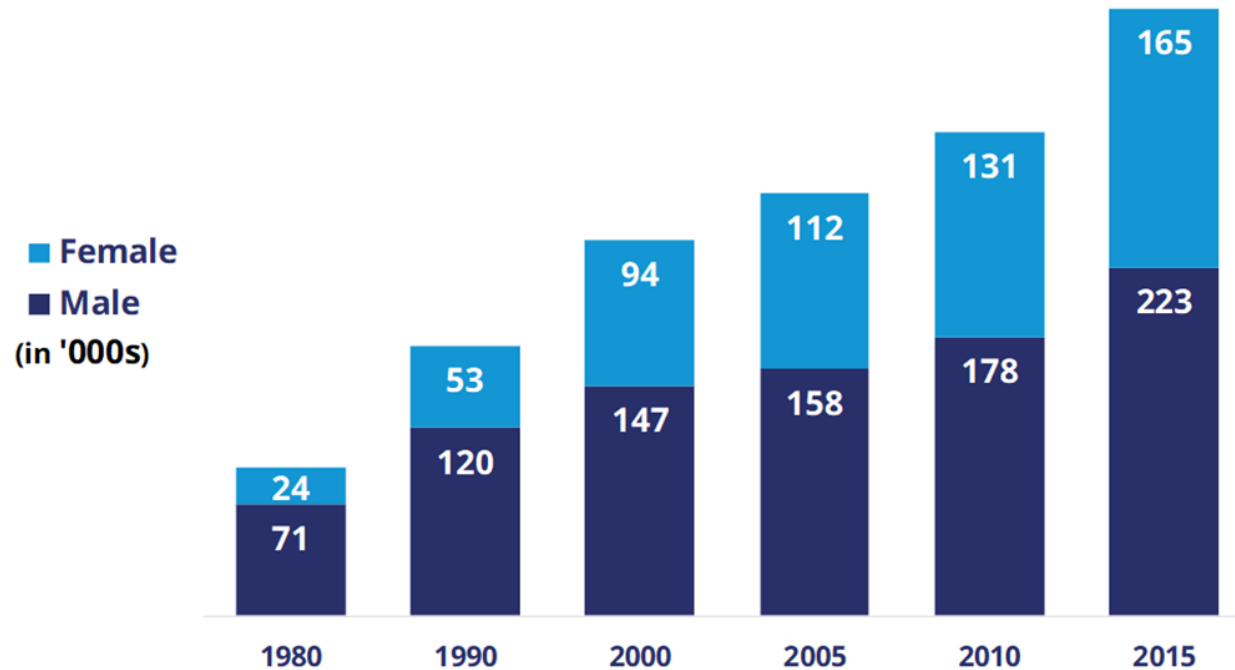


International graduate students made up **11%** of all graduate students in **2010** and **13%** in **2015**

SOURCE: U.S. Department of Education, National Center for Education Statistics, Tb 306.10.

HISTORICAL ENROLLMENT

GENDER PROPORTIONS



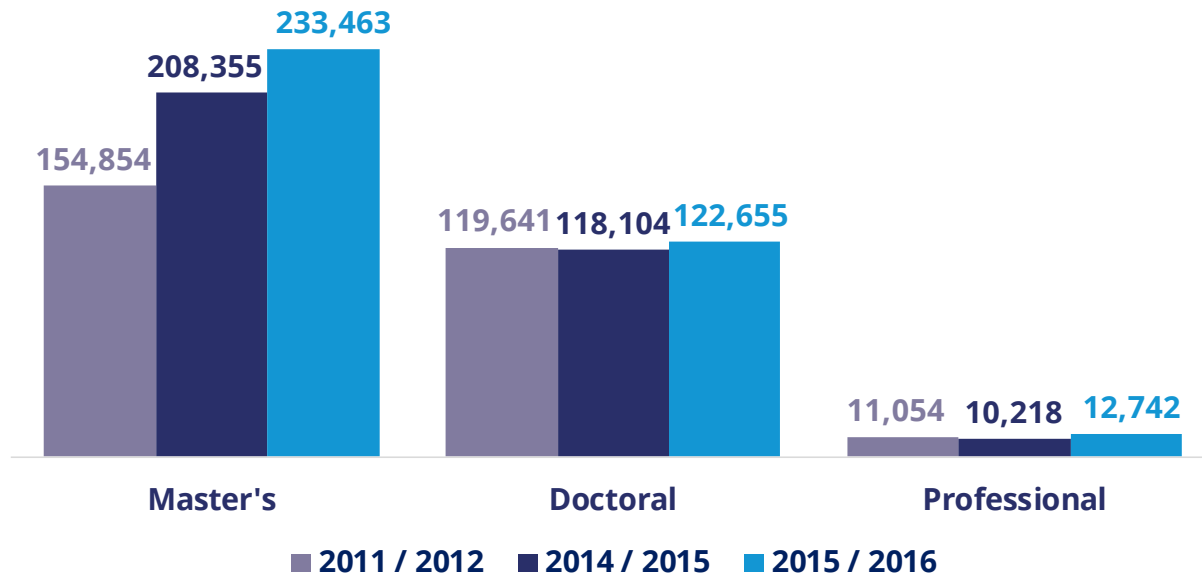
In 1980, **women** made up **25%** of all **international graduate students**, versus **43%** in 2015

However, most of this growth occurred between 1980 and 2000

SOURCE: U.S. Department of Education, National Center for Education Statistics, Tb 306.10.

HISTORICAL ENROLLMENT

DEGREE TYPE



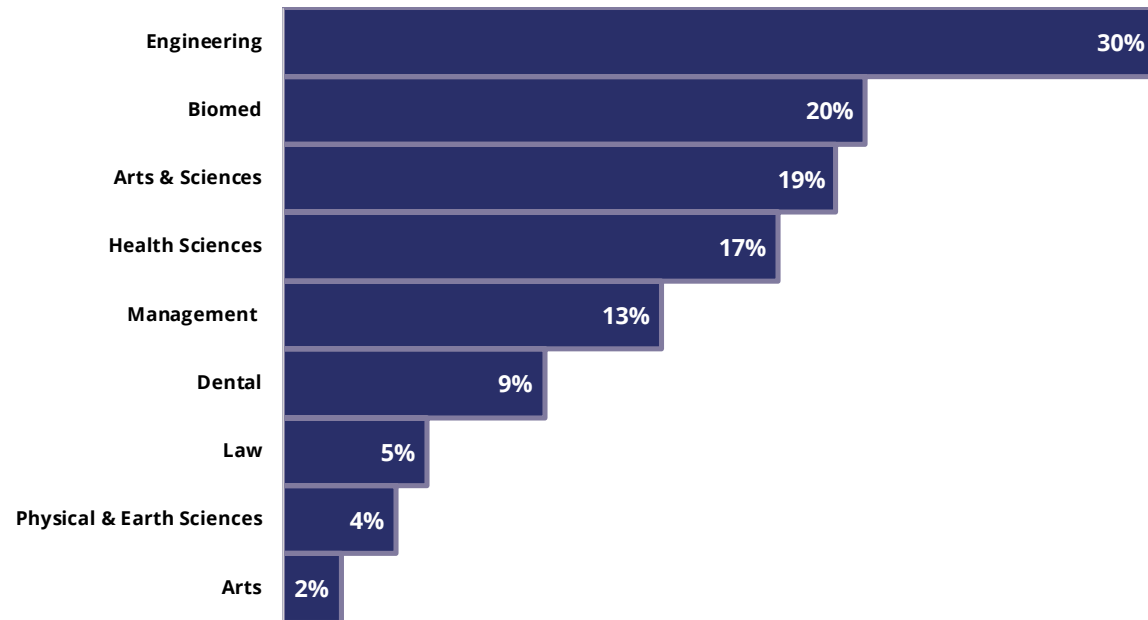
SOURCE: Open Doors <https://www.iie.org/Research-and-Insights/Open-Doors/Data/International-Students/Academic-Level>

In the **2015 / 2016** academic year, **two thirds** of all international graduate students were enrolled in **Master's Degree programs**

More international graduate students pursue Master's degrees, and that proportion is increasing over time

HISTORICAL ENROLLMENT FIELD

% International Varies by Field at Selected Urban Universities



The proportion of international graduate students varies by field

Nationally, **Engineering, business, and math/computer science** degrees account for **63%** of all international graduate student degrees

Sources: Institutional Factbook; CGS International Survey Final Report

HISTORICAL ENROLLMENT

TOP SENDING COUNTRIES

of Students

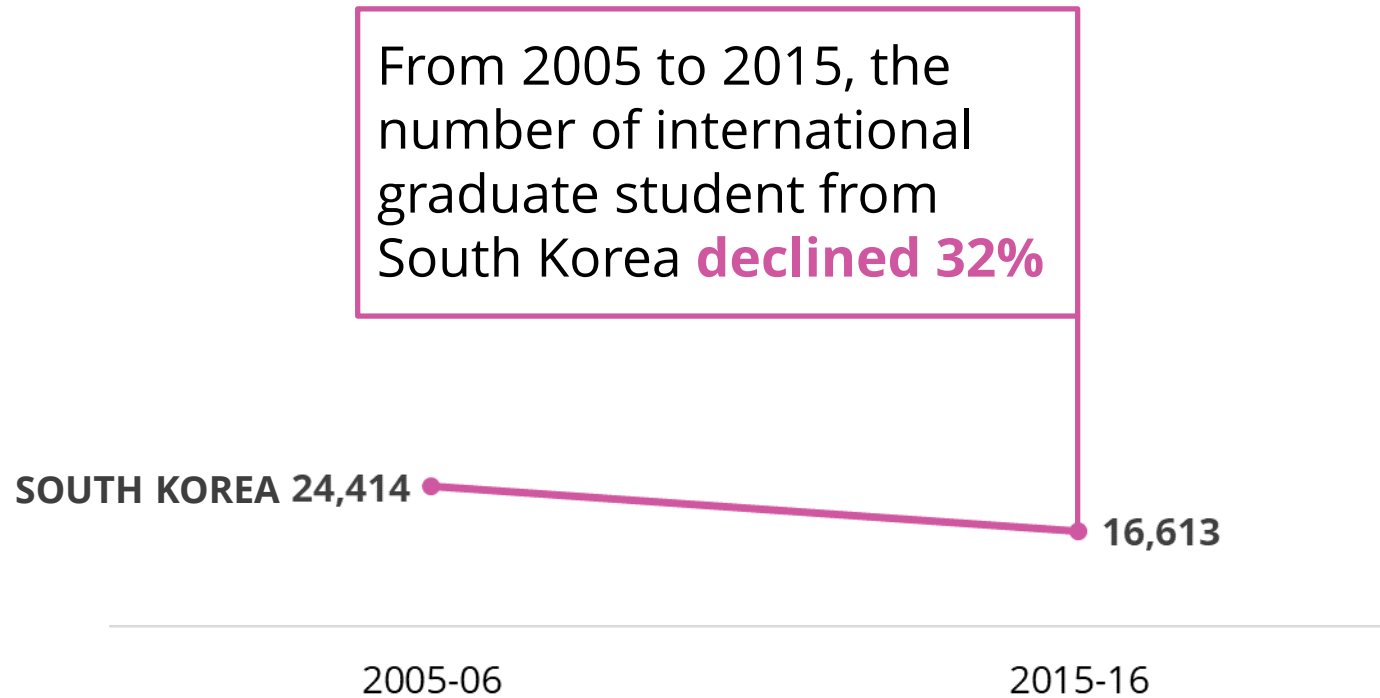
INDIA 56,397 ●
CHINA 47,617 ●
SOUTH KOREA 24,414 ●

2005-06

In the 2005 school year, **India**, **China**, and **South Korea** were the top three countries in terms of international graduate students

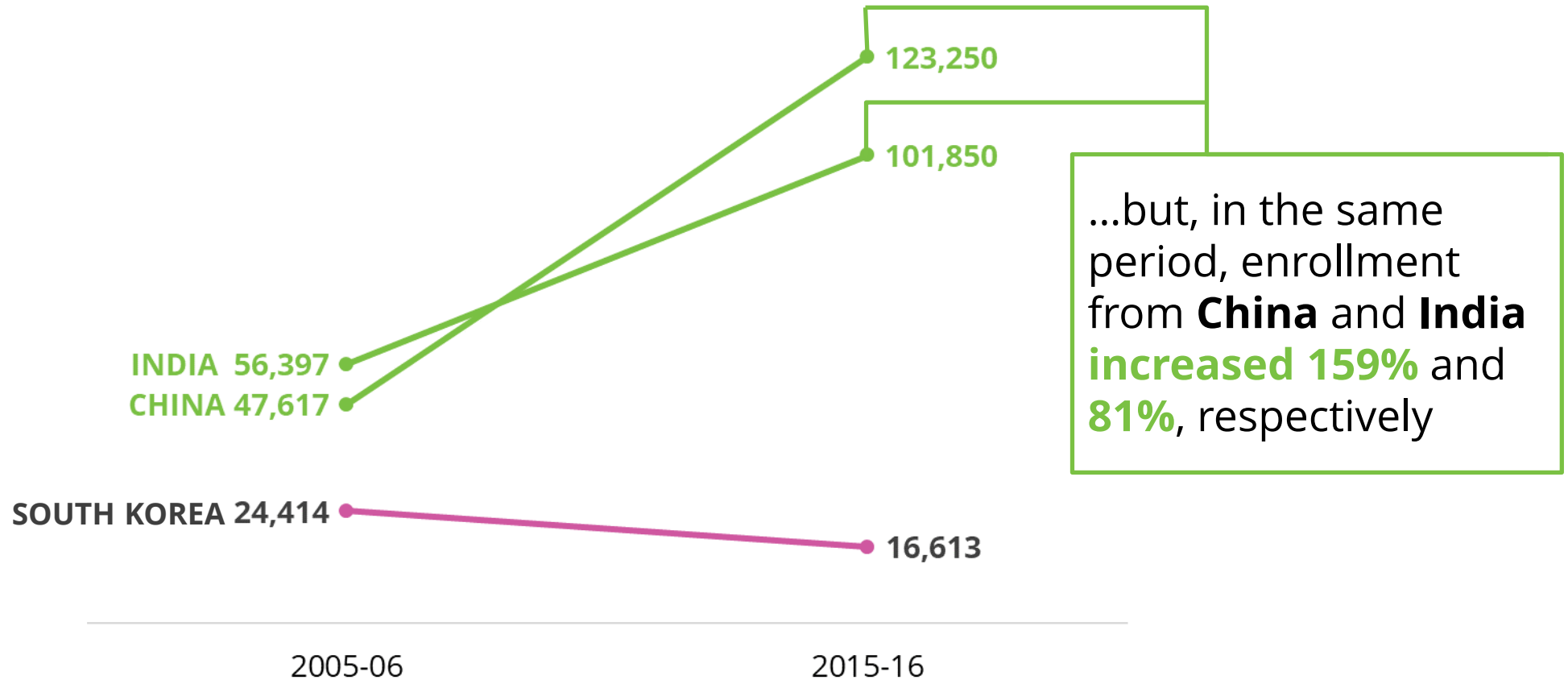
HISTORICAL ENROLLMENT

NEW STORY FOR KEY PLAYERS



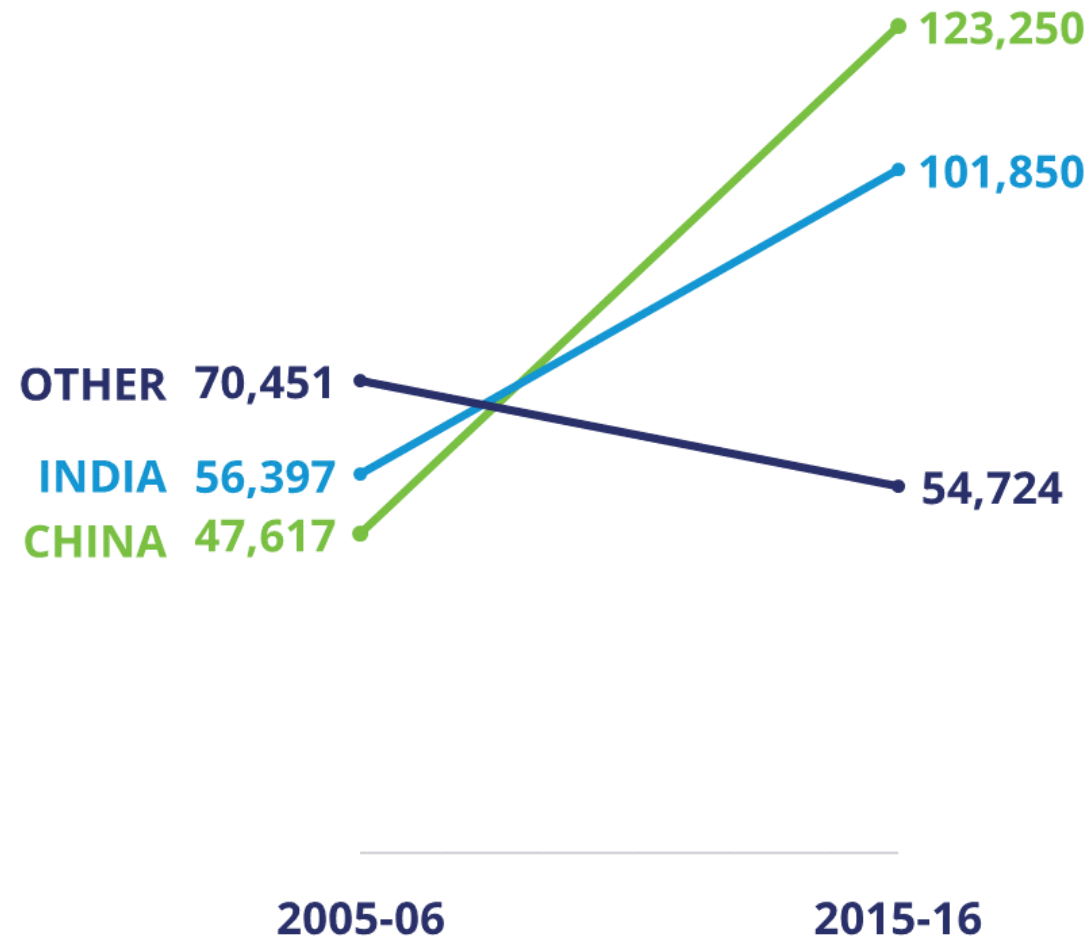
HISTORICAL ENROLLMENT

NEW STORY FOR KEY PLAYERS



ENROLLMENT TREND

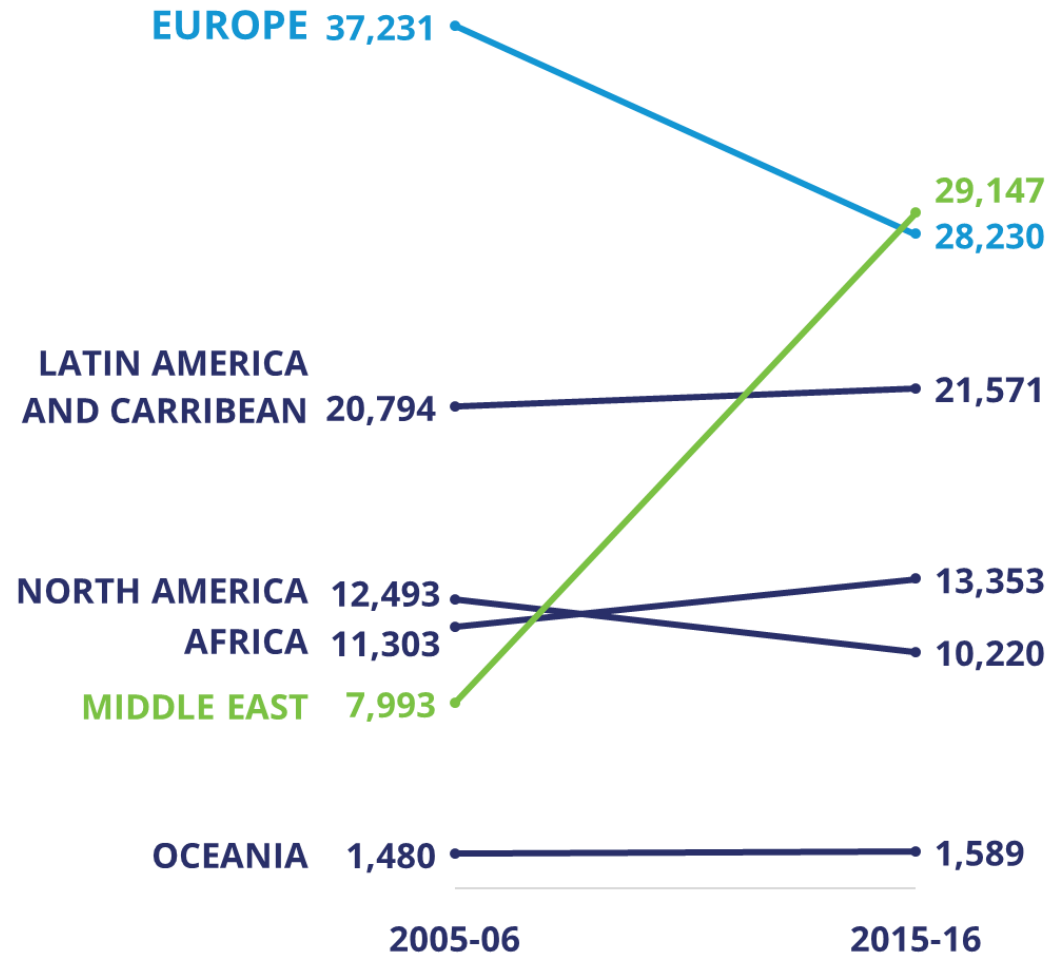
ASIA IS THE LARGEST REGIONAL CONTRIBUTOR



The number of international graduate students from **China** has **more than doubled** since 2005

ENROLLMENT TREND

ALL REGIONS (EXCLUDING ASIA)



The **Middle East** is now the **second largest regional contributor** of international graduate students, after Asia

Since 2005, the number of international graduate students from **Europe** has **declined 24%**



CURRENT CLIMATE

EXECUTIVE ORDER TRAVEL BAN

- **Countries affected by original travel ban**

- Iran
- Iraq
- Libya
- Syria
- Somalia
- Sudan
- Yemen

- **Countries affected by the latest travel ban**

- Iran
- Libya
- Syria
- Yemen
- Somalia
- Chad
- Venezuela
- North Korea

In times of unsettling change, we look toward our deepest values and ideals. Among them is the recognition that drawing people together from across the nation and around the world is a paramount source of our University's strength.

– Drew Faust, President of Harvard University

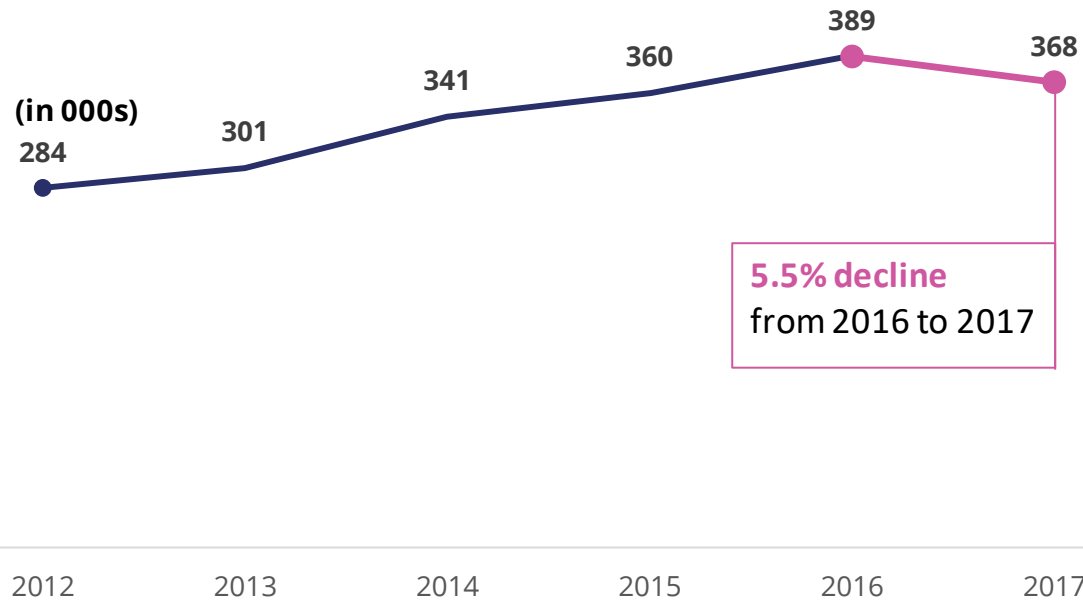


H1-B VISA CHANGES



CHANGING ENROLLMENT

From 2016 to 2017 international graduate student enrollment **declined for the first time since 2008-2009 recession**



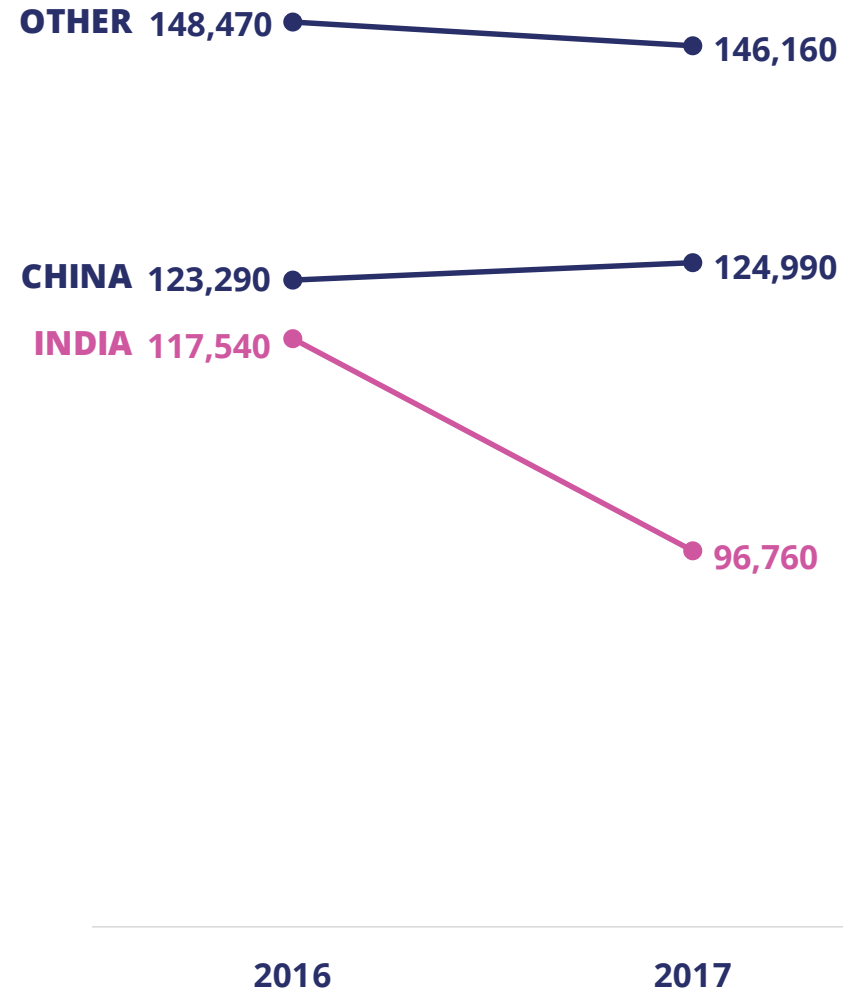
Magnitude of change depends on which data source is used, but all sources point to decline

Sources:

NSF 2017 Report, U.S. Department of Homeland Security, U.S. Immigration and Customs Enforcement special tabulations, Student and Exchange Visitor Information System (SEVIS) database.

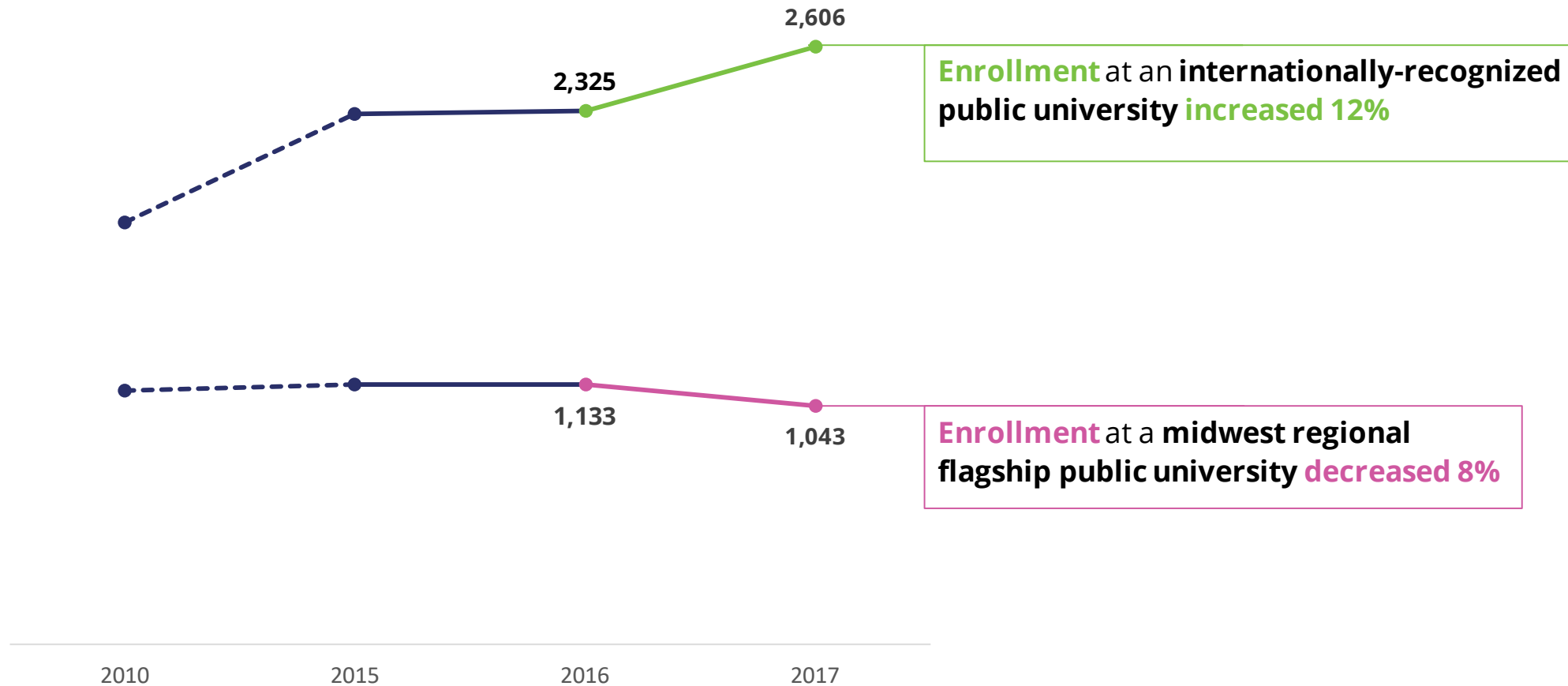
H1-B VISA CHANGES AFFECTS INDIAN ENROLLMENTS

CAUSE FOR CONCERN



- **Trump administration tightened H1-B visa requirements**
- **Dramatic decrease from India**
 - Decreased enrollment in science and engineering programs
 - Related to H1-B Visa Changes

While international graduate student enrollment declined overall in 2017, the enrollment at individual schools is **influenced by institutional prestige**



Source:
University International Student Data



**PROVIDING A GOOD HOME FOR
INTERNATIONAL GRADUATE STUDENTS**

ELEMENTS OF A GOOD HOME

- Recruitment
- Adjustment
- Retention
- Student Experience
- Academic Experience



STAKEHOLDER INTERVIEWS

- Campus International House Director
- Career Services Director at Professional School
- Faculty Admissions Chair, Department of Engineering
- Graduate Housing Director
- Graduate School Dean
- International Center Director
- Medical Department International Scholar Office Administrator
- Office of International Students Director
- Professional School Admissions Director
- University Planner

DEMOGRAPHIC DIFFERENCES

INTERNATIONAL STUDENTS ARE...



MORE LIKELY TO BE SINGLE



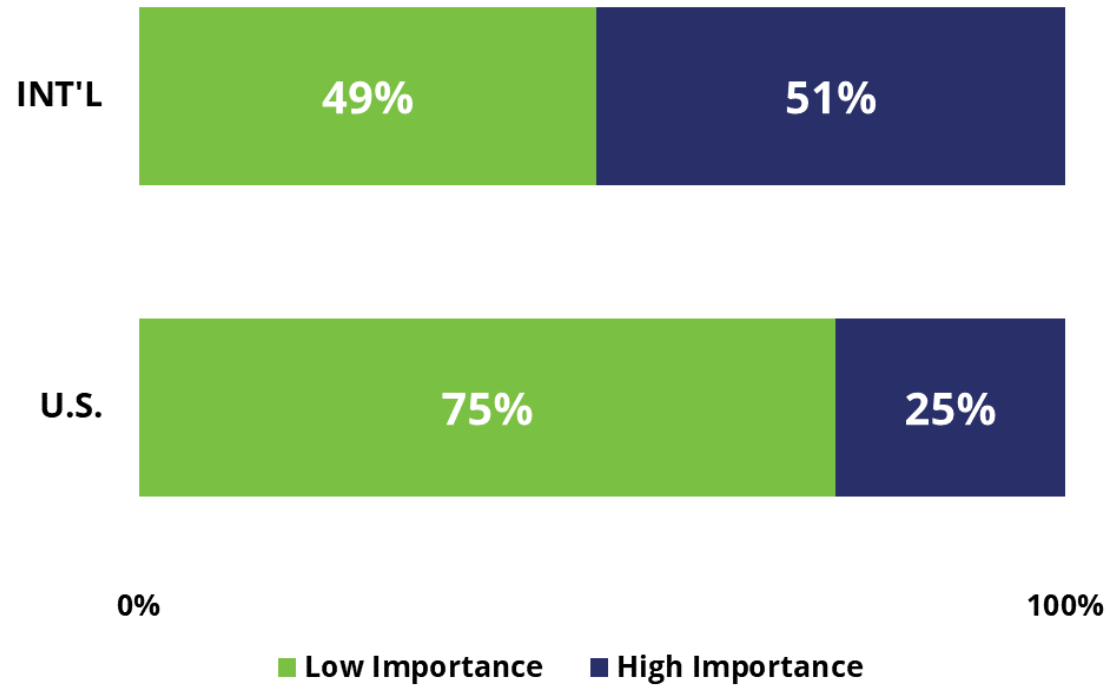
MORE LIKELY TO BE MALE



OLDER THAN U.S. STUDENTS

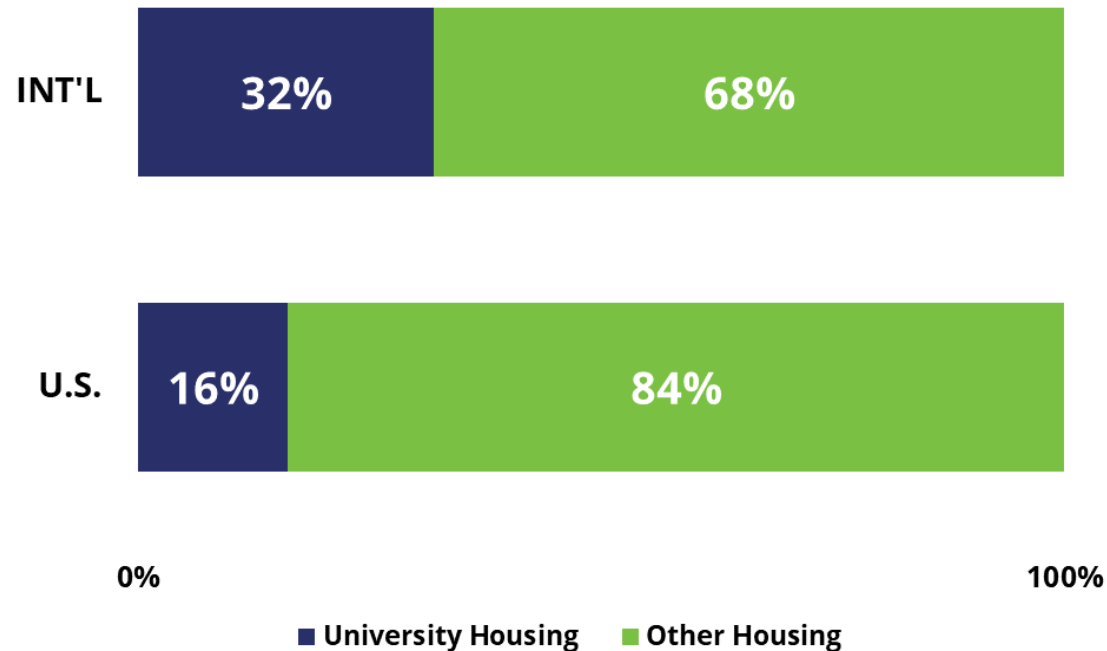
AVAILABILITY OF UNIVERSITY HOUSING

MORE IMPORTANT TO INTERNATIONAL STUDENTS



CURRENT HOUSING

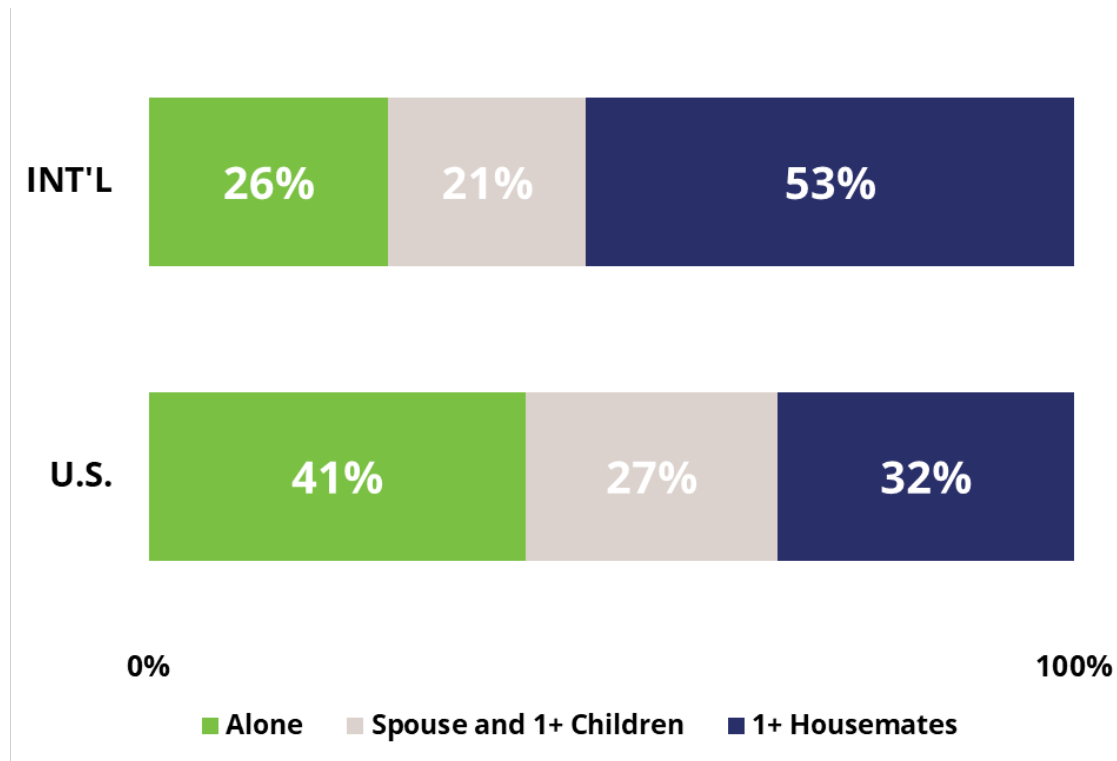
MORE LIKELY TO LIVE IN UNIVERSITY HOUSING



- **Lack of familiar foods can add to homesickness**
 - Prefer apartments for own cooking
- **Some international students are cost sensitive**
- **Different stylistic preferences**
 - Open to small living units
 - May prefer new construction

LIVING SITUATION

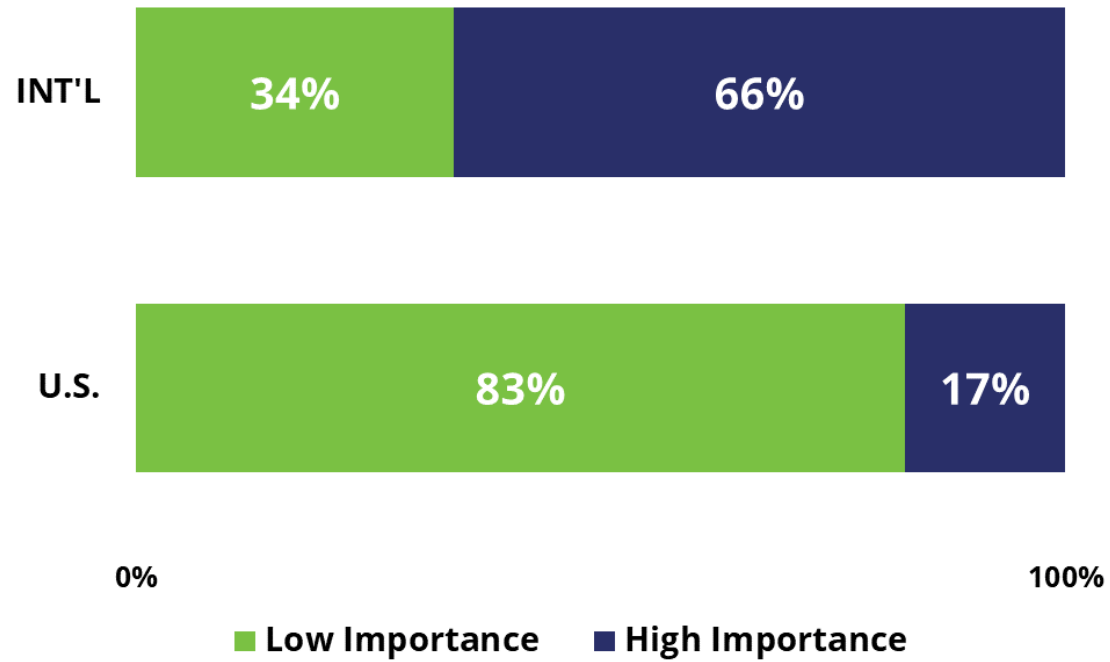
MOST INTERNATIONAL GRADS HAVE 1+ ROOMMATES



- **Cost and acculturation are both factors**
- **Typically unfamiliar with concept of roommates from undergraduate experience**
- **Evenly split in wanting roommate from their own country and wanting U.S. roommate**

FURNISHED HOUSING

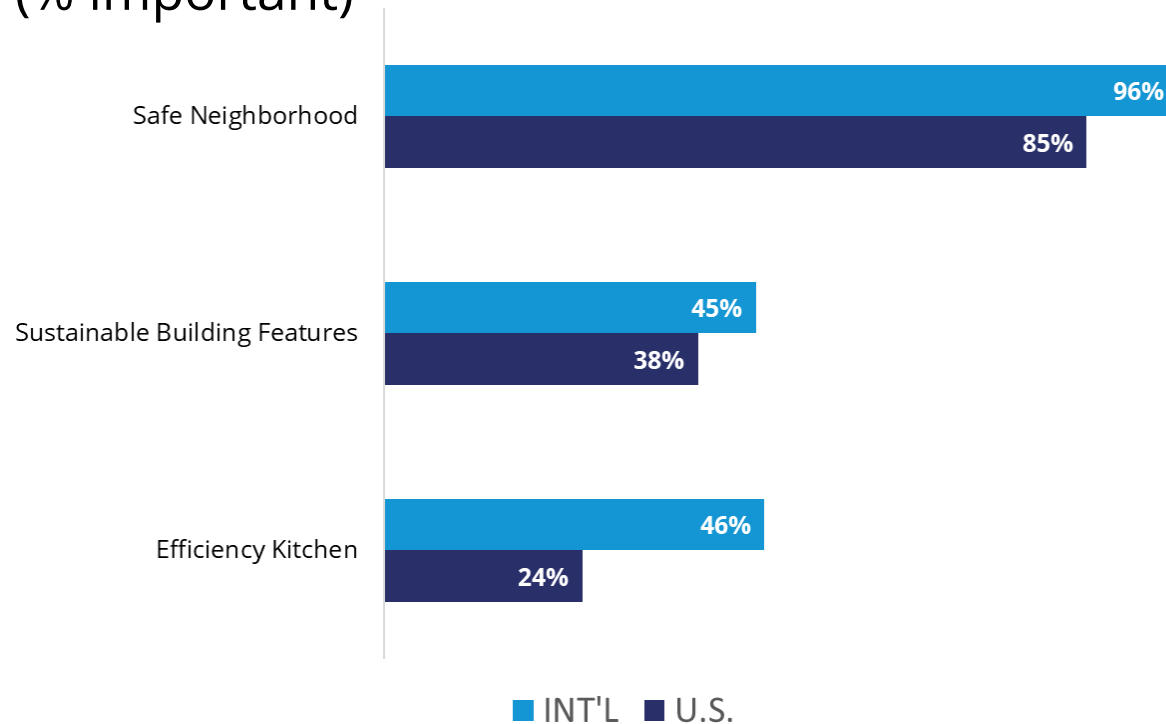
MORE IMPORTANT TO INTERNATIONAL STUDENTS



OTHER DIFFERENCES

INTERNATIONAL VS. U.S.

Preferences differ by international status
(% important)

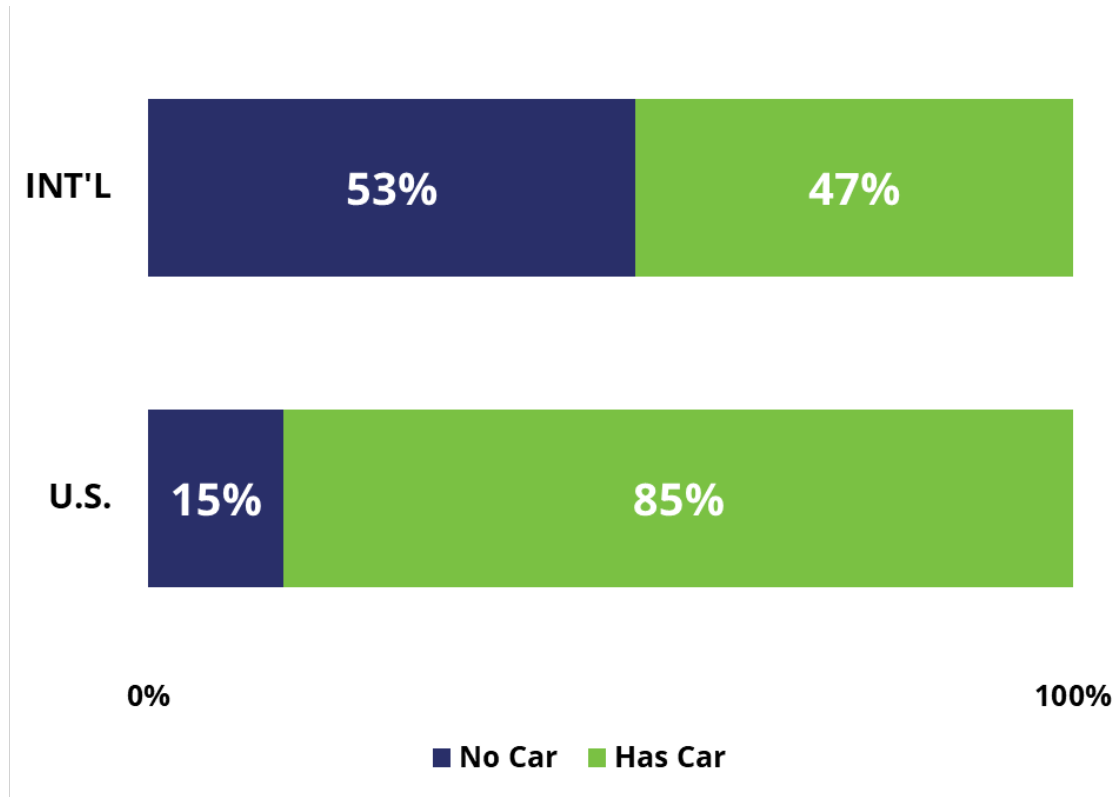


More **International graduate students** prefer **sustainable building features** and **efficiency kitchens**

Neighborhood safety is a universal concern, but of particular importance to **international graduate students**

CAR OWNERSHIP

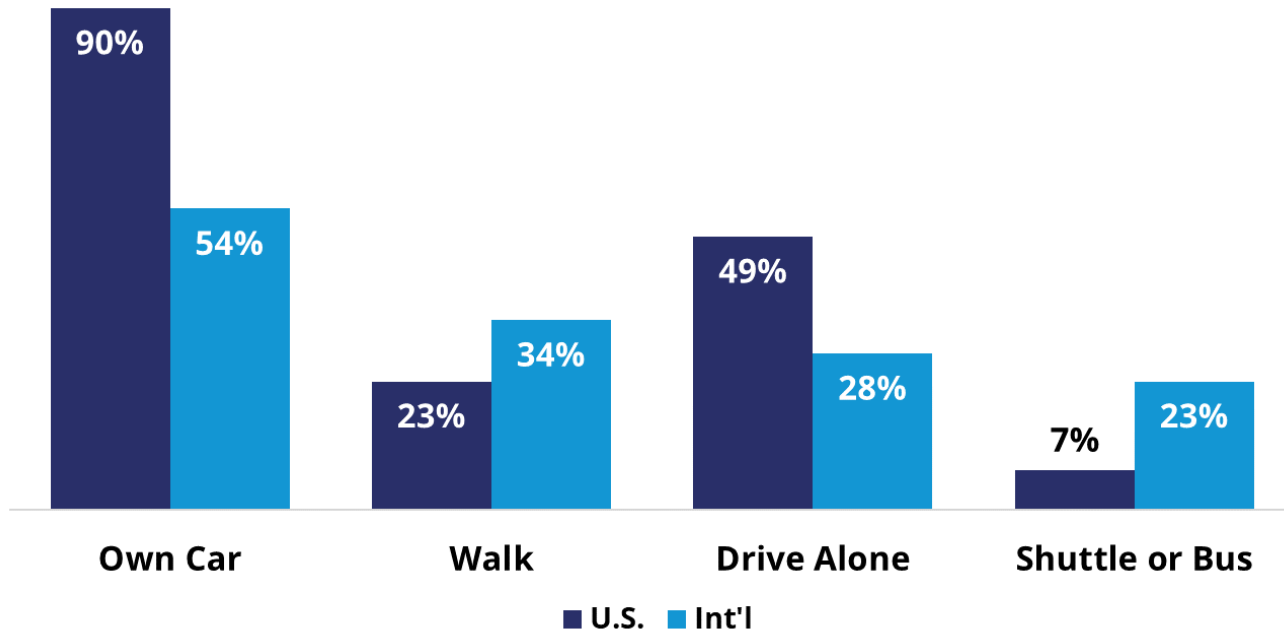
INTERNATIONAL GRADS LESS LIKELY TO OWN CAR



Strong preference to live close to campus

- More open to public transportation

PREFERRED TRANSPORTATION



International graduate students walk or use buses more frequently than U.S. students

PROGRAMMING

- **Universities have always provided programming for international graduate students**
 - How do their needs and preferences differ from U.S. students?
 - How does this add to the broader campus climate?



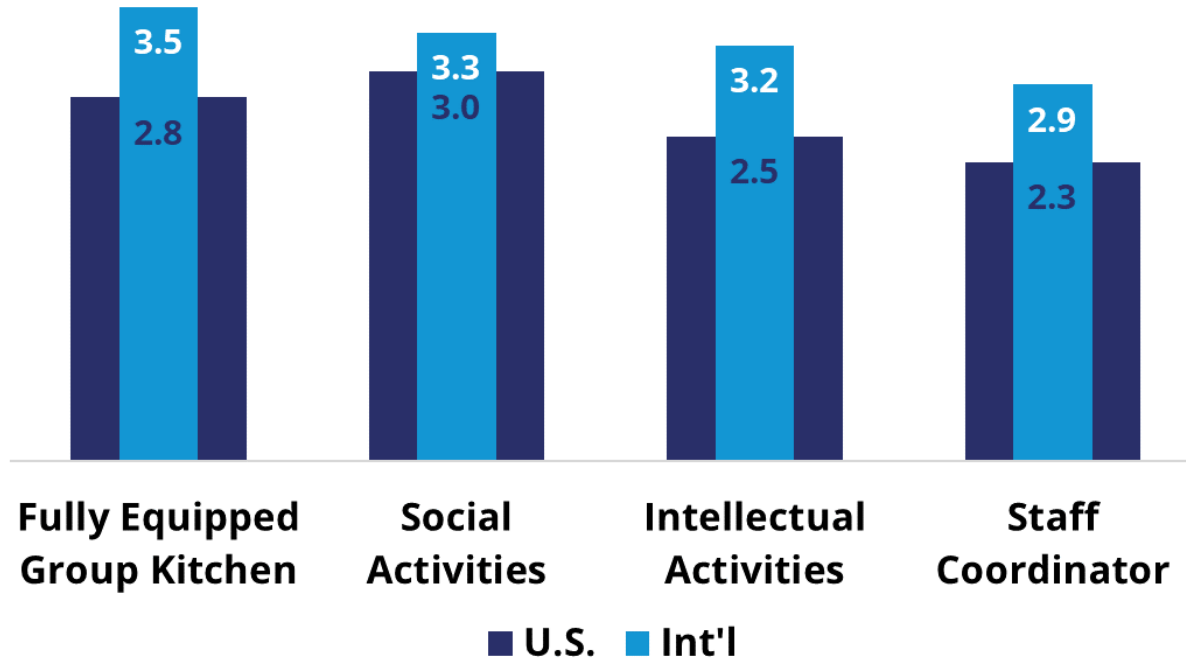
Coffee Breaks Fall 2017

Need a break? Drop in for coffee and pastries, and chat with colleagues from across the university, including staff from the Office of Global Services and Student Affairs. Open to students and scholars affected by the Executive Order. Advising will be available.

 TBD

Northeastern University

SPACE FOR SOCIAL PROGRAMMING



Mean rating on a scale from
(1) Not Important, to (5) Very Important

Compared to **U.S. grad students**, **International students** consistently place more importance on **student programming**



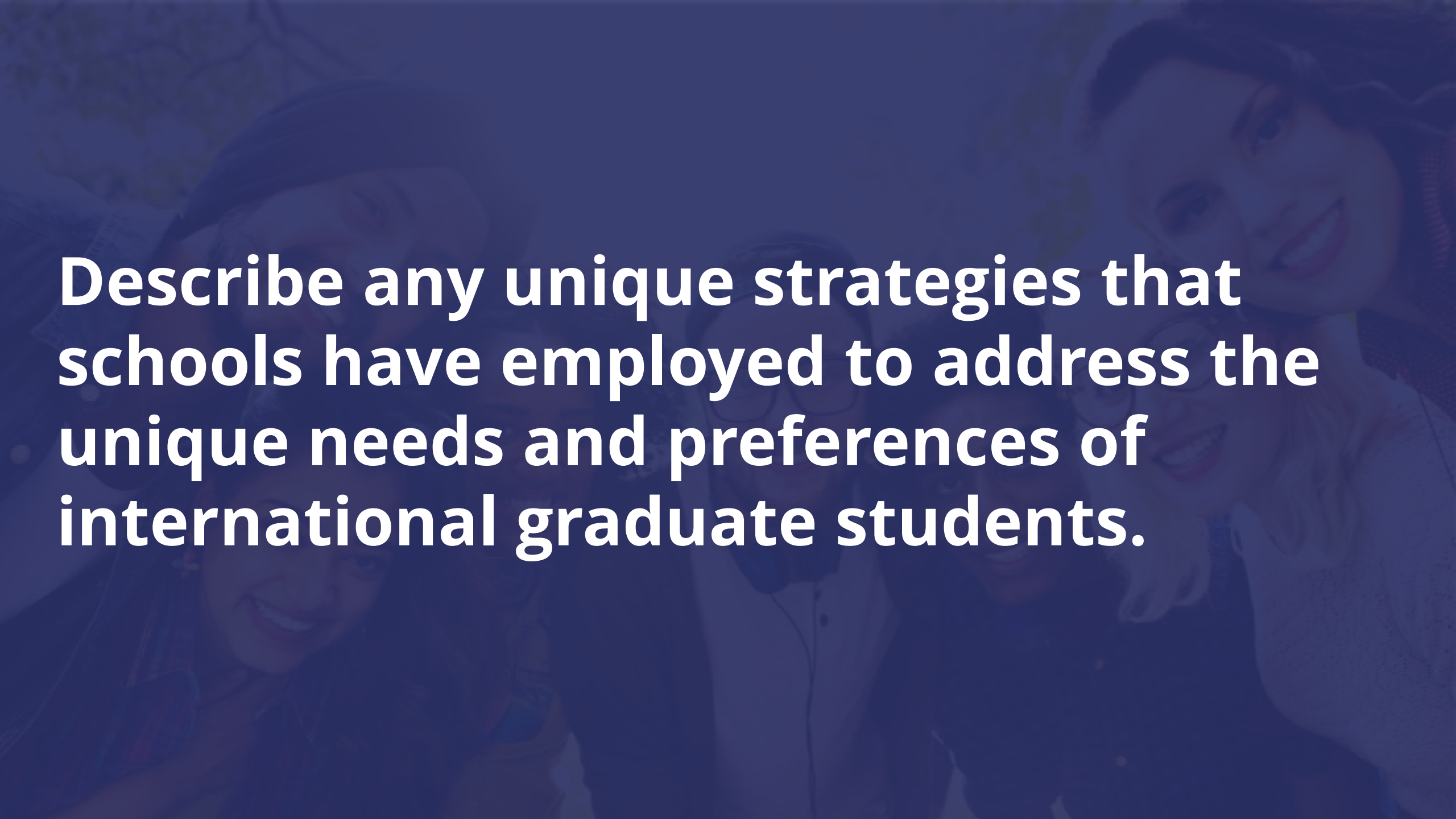
DISCUSSION AND QUESTIONS



What recruitment trends are you seeing at your school?



Has there been an increase in support needed for international students from specific countries in light of current U.S. political climate?

A group of diverse international graduate students, including men and women of various ethnicities, are shown in a close-up, smiling and engaged in conversation. The background is a solid dark blue color.

Describe any unique strategies that schools have employed to address the unique needs and preferences of international graduate students.



What other information would you like to share with your peers or learn from your peers?

SELECTED REFERENCES

- AACRAO Trending Topics Survey. International Applicants for Fall 2017 – Institutional and Applicant Perceptions Survey Data Release.
- Doyle, J. (2017, February 21). International students studying in Australia reach record number, Education Department figures show. Retrieved October 17, 2017, from <http://www.abc.net.au/news/2017-02-22/record-number-of-international-students-in-australia-in-2016/8291284>
- George, V. K. (2018, February 23). U.S. announces new H1-B visa approval policy, Indian firms to be hit. The Hindu. Retrieved from <http://www.thehindu.com/news/international/trump-announces-new-h1-b-visa-approval-policy-indian-firms-to-be-hit/article22833672.ece>
- National Science Foundation International Student Report 2018
- Okahana, H. (2017). International graduate applications and enrollment: Fall 2016. Washington, DC: Council of Graduate Schools.
- Okahana, H., & Zhou, E. (2017). Graduate enrollment and degrees: 2006 to 2016. Washington, DC: Council of Graduate Schools.
- Redden, E. (2017, March 13). Will International Students Stay Away? Retrieved October 17, 2017, from <https://www.insidehighered.com/news/2017/03/13/nearly-4-10-universities-report-drops-international-student-applications>
- Shear, M. D. (2017, September 24). New Order Indefinitely Bars Almost All Travel From Seven Countries. The New York Times. Retrieved October 17, 2017, from <https://www.nytimes.com/2017/09/24/us/politics/new-order-bars-almost-all-travel-from-seven-countries.html>
- Tate, E. (2017, February 9). Grad Schools Remain a Global Draw. Retrieved October 17, 2017, from <https://www.insidehighered.com/news/2017/02/09/international-graduate-student-applications-grow-slower-pace>
- U.S. Political Climate Casts a Cloud over International Enrollment (Paid Content by ETS TOEFL from The Chronicle of Higher Education) <http://www.chronicle.com/paid-article/US-Political-Climate-Casts1&elqCampaignId=6411>
- Proprietary research studies of Demographic Perspectives, LLC

CONTACT INFORMATION

Rena Cheskis-Gold, Principal and Founder

Demographic Perspectives, LLC

rena@demographicperspectives.com

www.demographicperspectives.com

334 McKinley Avenue

New Haven, CT 06515

phone/fax (203) 397.1612



Demographic Perspectives, LLC
www.demographicperspectives.com

Providing data and analysis for strategy, communications,
assessment, and for managing change.