

THE CURRENT CLIMATE FOR INTERNATIONAL GRADUATE STUDENTS

Rena Cheskis-Gold

Creating A Home For Our Graduate Student Populations

NASPA - AGAPSS Drive-In

Harvard University, October 2017



SESSION TOPICS

TALK OUTLINE

- **Historical Trends**
- **Current Climate**
- **Institutional Strategies**
- **Q&A**

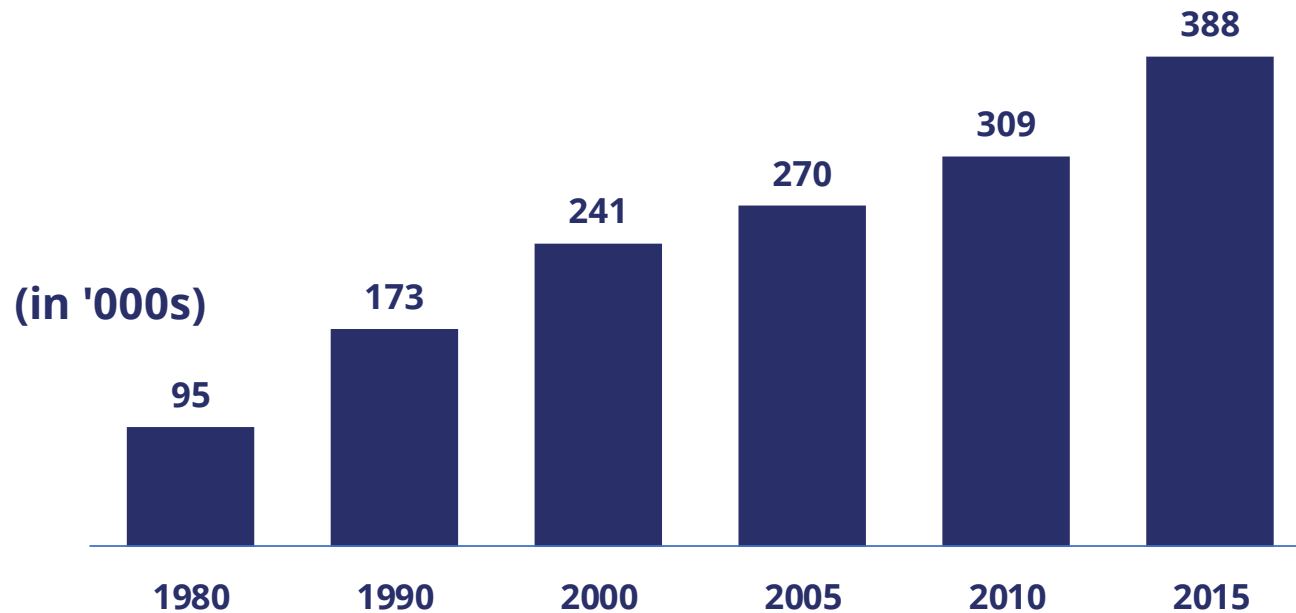


A group of diverse young people, including men and women of various ethnicities, are smiling and looking towards the camera. The image is overlaid with a semi-transparent blue filter. The text "HISTORICAL TRENDS" is centered in white, bold, uppercase letters.

HISTORICAL TRENDS

HISTORICAL ENROLLMENT

INTERNATIONAL GRADUATE STUDENTS



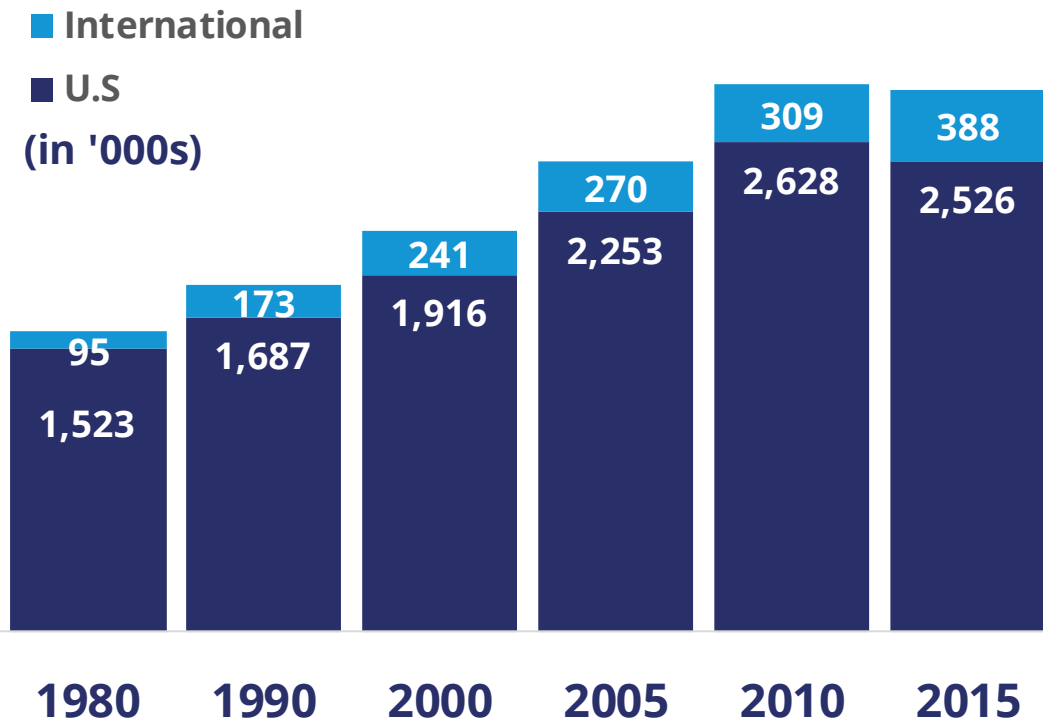
The number of international graduate students increased **14%** between **2005 and 2010** and **25%** between **2010 and 2015**

SOURCE: U.S. Department of Education, National Center for Education Statistics, Tb 306.10.



HISTORICAL ENROLLMENT

PROPORTION OF TOTAL



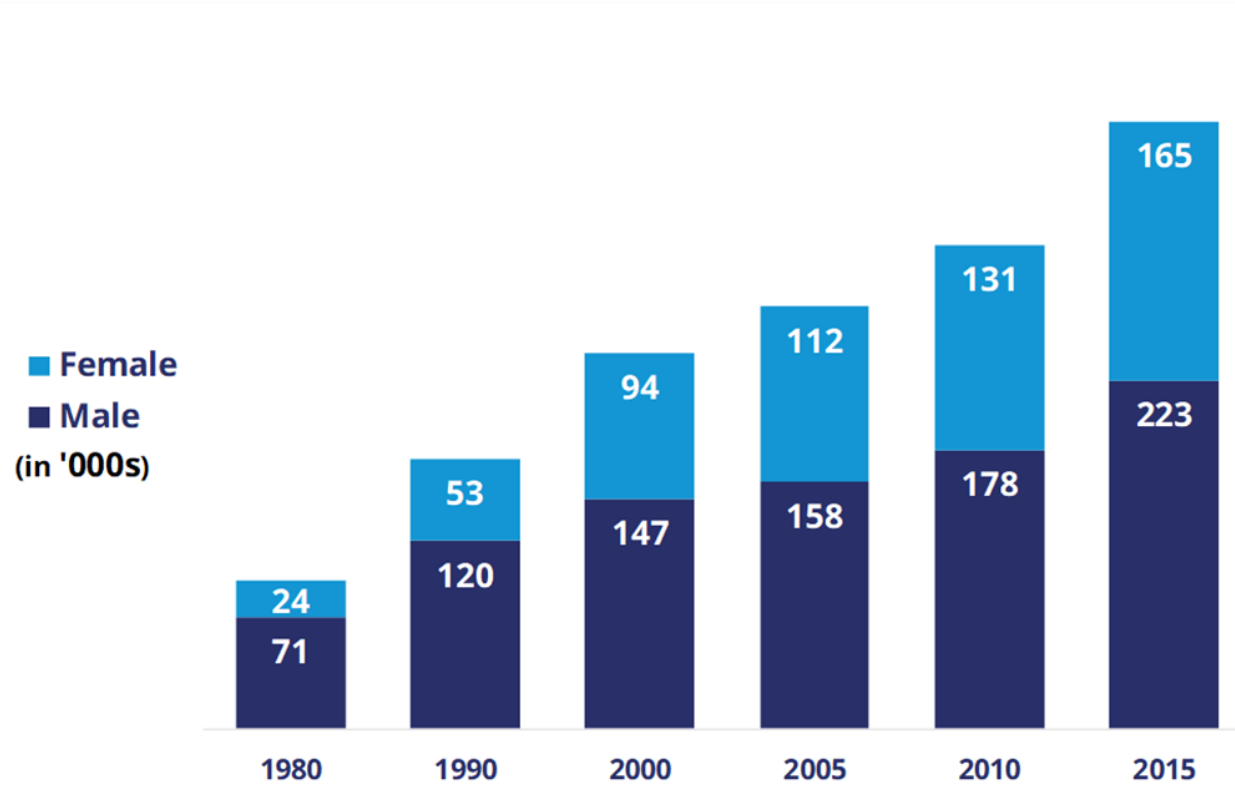
International graduate students made up **11%** of all graduate students in **2010** and **13%** in **2015**

SOURCE: U.S. Department of Education, National Center for Education Statistics, Tb 306.10.



HISTORICAL ENROLLMENT

GENDER PROPORTIONS



SOURCE: U.S. Department of Education, National Center for Education Statistics, Tb 306.10.

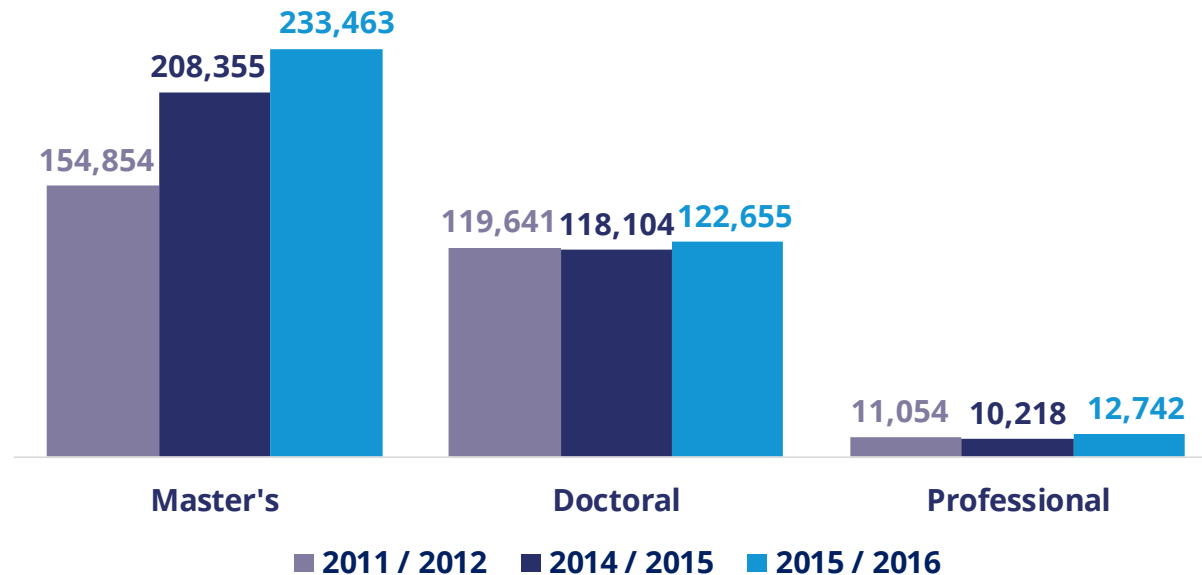
In 1980, women made up **25%** of all **international graduate students**, versus **43%** today

However, most of this growth occurred between 1980 and 2000



HISTORICAL ENROLLMENT

DEGREE TYPE



SOURCE: Open Doors <https://www.iie.org/Research-and-Insights/Open-Doors/Data/International-Students/Academic-Level>

In the **2015 / 2016** academic year, **two thirds** of all **international graduate students** were enrolled in **Master's Degree programs**

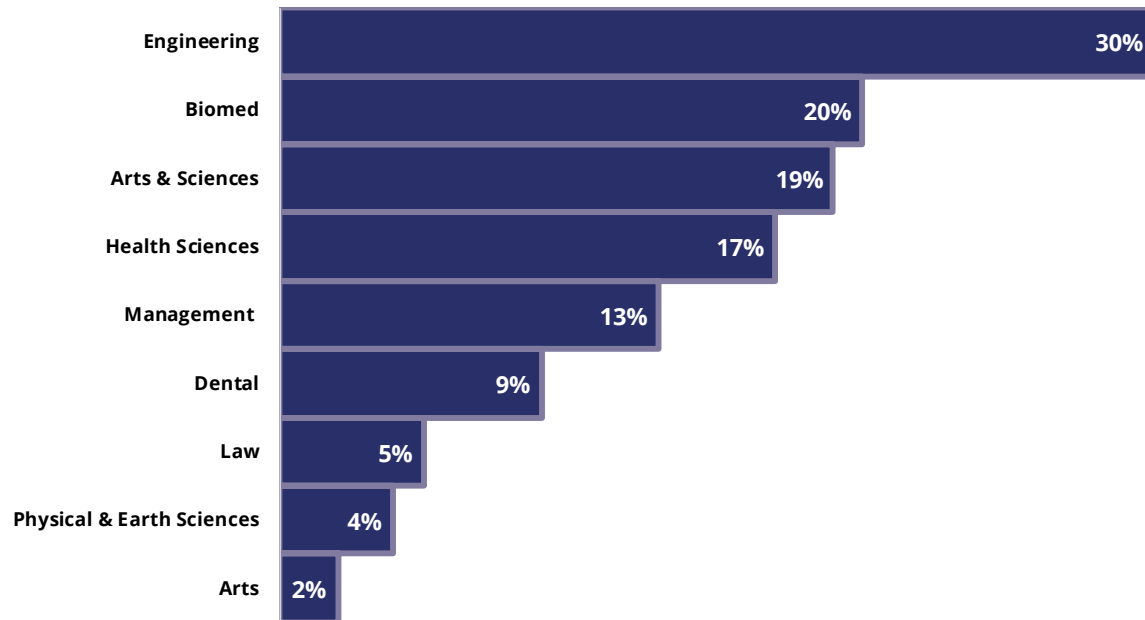
Historically, most **international graduate students** have pursued Master's degrees, and that proportion is increasing over time



HISTORICAL ENROLLMENT

FIELD

% International Varies by Field at Selected Urban Universities



The proportion of international graduate students varies by field

Nationally, **Engineering, business, and math/computer science** degrees account for **63%** of all international graduate student degrees

Sources: Institutional Factbook; CGS International Survey Final Report



HISTORICAL ENROLLMENT

CHANGE BY REGION

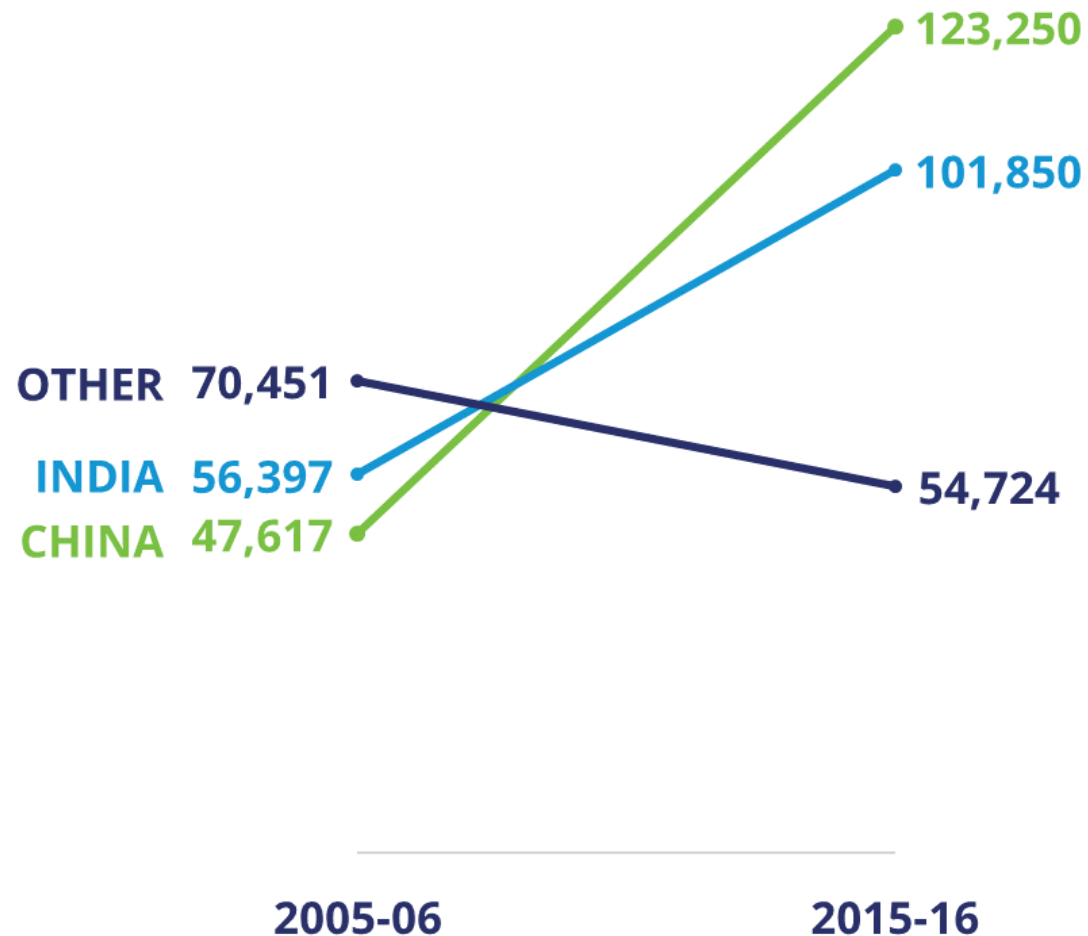
Region	2005-06	2015-16	% Change
Africa	11,303	13,353	18%
Asia	174,465	279,824	60%
Europe	37,231	28,230	-24%
Latin America and Caribbean	20,794	21,571	4%
North America	12,493	10,220	-18%
Middle East	7,993	29,147	265%
Oceania	1,480	1,589	7%
TOTAL	265,704	383,935	44%

Source: <https://www.iie.org/Research-and-Insights/Open-Doors/Data/International-Students/Academic-Level-and-Place-of-Origin/>



ENROLLMENT TREND

ASIA IS THE LARGEST CONTRIBUTOR



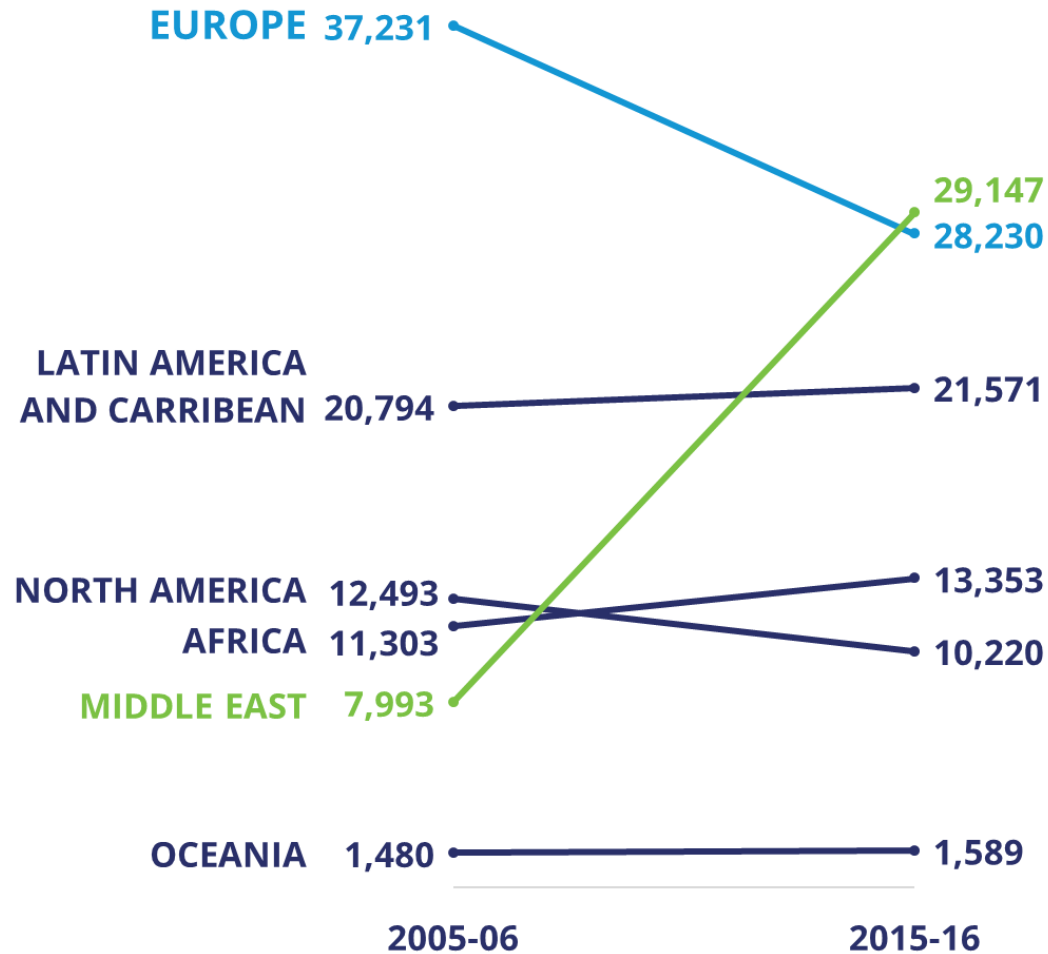
The number of international graduate students from **China** has **more than doubled** since 2005

In the same period, the number of international graduate students from **India** increased **81%**



ENROLLMENT TREND

ALL REGIONS (EXCLUDING ASIA)



The **Middle East** is now the **second largest regional contributor** of international graduate students, after Asia

Since 2005, the number of international graduate students from **Europe** has **declined 32%**



HISTORICAL ENROLLMENT

TOP SENDING COUNTRIES 2016

Country	2005-06	2015-16	% Change
China	47,617	123,250	159%
India	56,397	101,850	81%
South Korea	24,414	16,613	-32%
Saudi Arabia	1,015	13,210	1,201%
Canada	12,355	10,220	-17%
Taiwan	16,089	9,164	-43%
Brazil	2,599	4,308	66%
Mexico	4,154	4,169	0%
Vietnam	1,288	3,231	151%
Japan	8,025	3,125	-61%
TOTAL	265,704	383,935	44%

Source: <https://www.iie.org/Research-and-Insights/Open-Doors/Data/International-Students/Academic-Level-and-Place-of-Origin/>





CURRENT CLIMATE

CURRENT POLITICAL CLIMATE

■ Campaign Rhetoric

- Donald Trump singled out several regions and groups over the course of his campaign
 - Mexico
 - Muslims

When Mexico sends its people, they're not sending their best. ...They're sending people that have lots of problems... They're bringing drugs. They're bringing crime. They're rapists. And some, I assume, are good people.

– Donald Trump,
Campaign Announcement Speech

Donald J. Trump is calling for a total and complete shutdown of Muslims entering the United States until our country's representatives can figure out what is going on.

– Trump Campaign Press Release, 12.7.15



EXECUTIVE ORDER TRAVEL BAN

■ Countries affected by original travel ban

- Iran
- Iraq
- Libya
- Syria
- Somalia
- Sudan
- Yemen

■ Countries affected by the latest travel ban

- Iran
- Libya
- Syria
- Yemen
- Somalia
- Chad
- Venezuela
- North Korea

In times of unsettling change, we look toward our deepest values and ideals. Among them is the recognition that drawing people together from across the nation and around the world is a paramount source of our University's strength.

– Drew Faust, President of Harvard University



APPLICATIONS AND YIELD

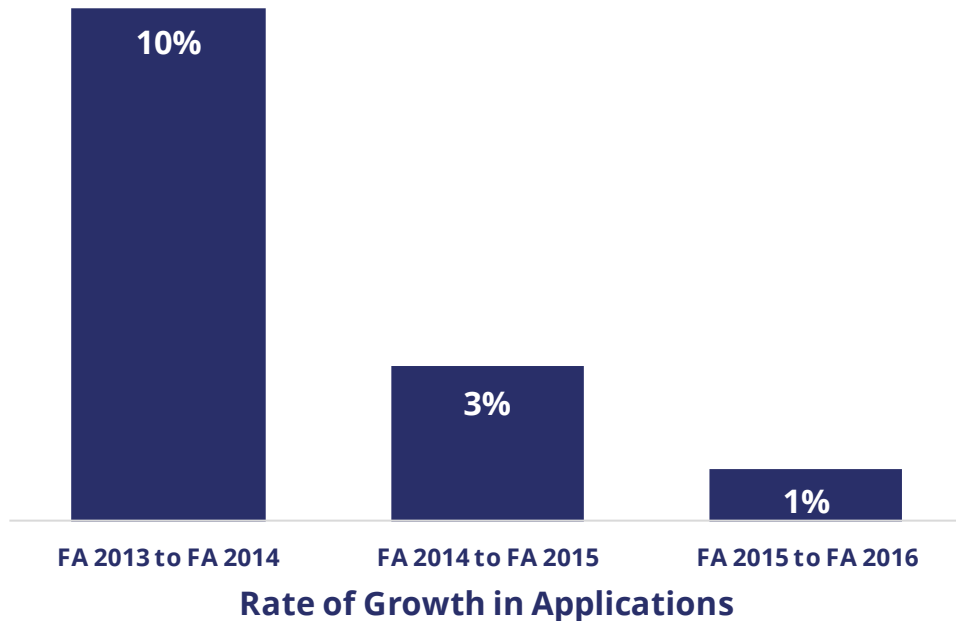


- **Most current data**
 - AACRAO (Spring 2017)
 - CGS (Fall 2016)
- **Data come from a survey of institutions**



GENERAL TREND

SLOWER RATE OF GROWTH IN APPLICATIONS



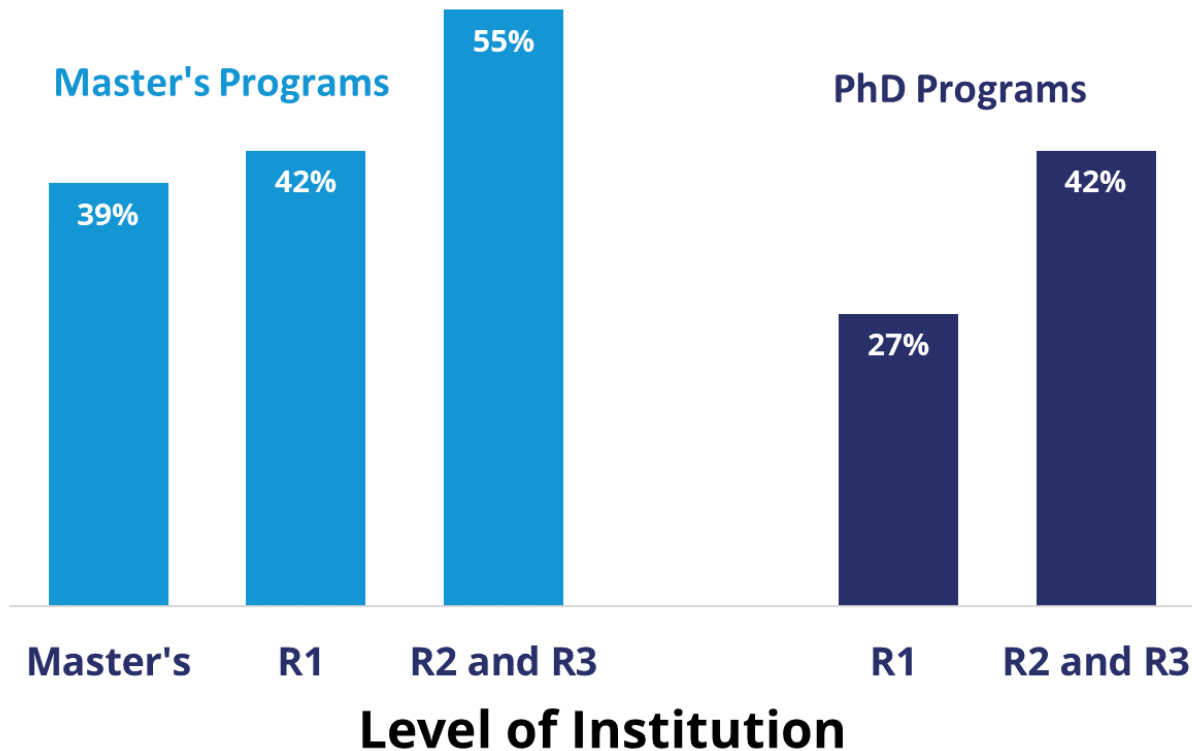
The rate of growth in international student applications has slowed in recent years

Source: Council of Graduate Schools, *International Graduate Student Application and Enrollment Report 2016 and 2015*



INSTITUTIONAL CONCERN

INTERNATIONAL GRADUATE STUDENT YIELD



Fewer R1 institutions reported declines in international graduate student yield

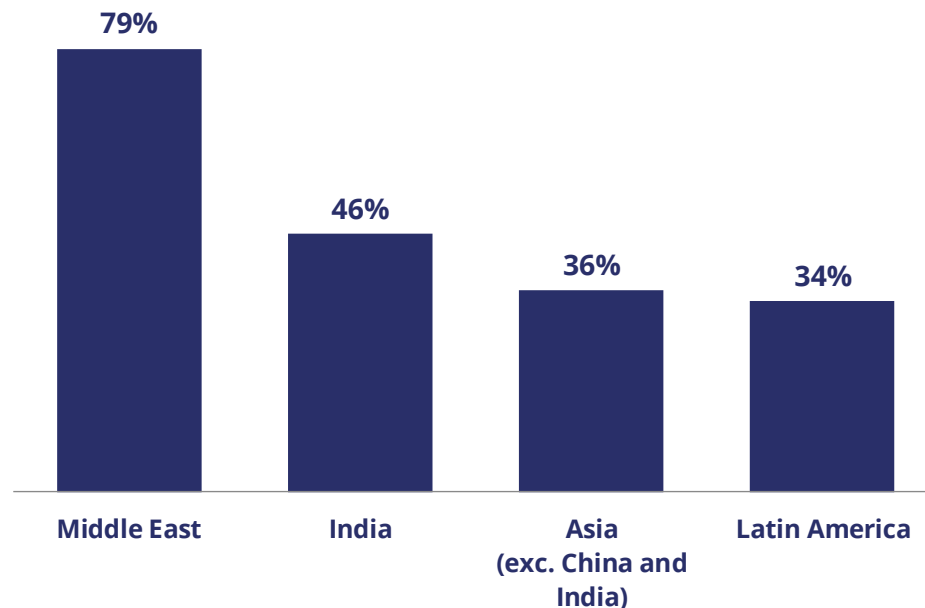
Overall, 77% of institutions expressed concerns regarding application yield



CONCERN

REGIONAL CONCERN OVER U.S. STUDY

Percentage of Institutions Reporting Concern by Region



- **Reported concerns from institutions include:**
 - Perceived increase in student visa denials in China, India and Nepal
 - The perception that the U.S. is now less welcoming to individuals from other countries
 - Concerns that visa benefits and restrictions could change
 - esp. around the ability to travel, re-enter after travel, and employment opportunities

Source: AACRAO Trending Topics Survey



CONCERN

INDIA AND CHINA

- **U.S. applications from India and China have been affected.**
 - These two countries currently make up 47% of U.S. international graduate student enrollment

AACRAO Trending Topics Survey

15% of U.S. institutions reported **declines** in graduate applications from **India** from 2016 to 2017

32% of U.S. institutions reported **declines** in graduate applications from **China** from 2016 to 2017



REGION SPECIFIC TRENDS

MIDDLE EAST

- **Concerns from the Middle East grouped around five themes:**

- Immigration
- Unwelcome
- Political
- Employment
- Economic

31% of institutions **report declines** in graduate applications for Fall 2017 from the **Middle East.**

AACRAO Trending Topics Survey



REGION SPECIFIC TRENDS

MIDDLE EAST

- **Saudi Arabia has restricted access to international study**
 - Between 2015 and 2016, international graduate applications from Saudi Arabian students has dropped -20%
 - In the same period, first-time enrollment from Saudi Arabian students has dropped -13%,
 - This decrease is separate from the current U.S. political climate

More stringent eligibility requirements for the **King Abdullah Scholarship** program

Investing heavily in **domestic education infrastructure**



ALTERNATE DESTINATIONS

■ Canada

- Applications from international graduate students increased from 2016, in some cases 25% or more
- Includes record numbers of American students

■ Australia

- All international student enrollment increased 15% from 2015 to 2016, including an increase in graduate students
- Students from India and China were the groups that grew the most

■ Germany

- Free tuition for students





INSTITUTIONAL STRATEGIES

EFFECTS OF EXECUTIVE ORDER

- **Excludes** students, faculty, and scholars who make valuable contributions to U.S. universities
- **Impedes** the scholarship of **those already in the country**
- **Deters** international students, faculty, and scholars **from studying in the U.S.**
- **Separates families**
- **Prevents international conference attendance**
- **Disrupts academic and scholarly work**

Amicus Briefs filed by American Universities



METHODOLOGY

INTERVIEWS

Five Interviews

- Director of Admissions, Professional School
- Director, Office of International Students
- Former Chair, Engineering Admissions Committee
- Administrator, Medical Department International Scholar Office
- Director of Career Services, Professional School



METHODOLOGY

INTERVIEW PROTOCOL

- Has your institution seen a decline in international graduate applications or admissions?
- Is there lower demand from specific countries? Lower interest overall? Inquiries not yielding completed applications?
- What strategies has your school employed to counter any potential decline, or to help enrolled international graduate students cope with any effects of the EO?
- What are some of the longstanding differences between international and U.S. students on your campus or in your program?



RESOURCES

- **Universities already provide access to a wide variety of resources**
- **Access to resources has been expanded in light of the executive order**
 - Visa application information
 - Information and updates on relevant political decisions
 - Travel guidance
 - List of immigration attorneys



Immigration Changes & Travel Warning

There have been many changes in immigration policy and international travel protocols. Please see the [Travel Updates](#) page for the latest. Also please stay tuned to all of the immigration changes which are updated regularly on this page.



Report Your Address

All non-immigrants and permanent residents must report an accurate address to OISS and/or USCIS. If you change your address you must report that change within ten days of moving. For details of updating your address, [click here](#).



I-94 Record

Your I-94 record (also known as the "Arrival/Departure Record") is an extremely important immigration document. Please make sure you have a copy in print, on your phone or computer. Each time you travel and re-enter the U.S. you should down-load your I-94 record. Please contact OISS if you can't look-up the I-94, or if there are any errors (name spelled wrong, wrong visa, etc...) For F and J visa holders the "Admitted Until Date" should always say "DS" which defers back to the DS-2019 or I-20 Form.

Yale University's OISS Page



PROGRAMMING

- **Universities have always provided programming for international graduate students**
 - Developed additional programming specifically for individuals targeted by the executive order



Coffee Breaks Fall 2017

Need a break? Drop in for coffee and pastries, and chat with colleagues from across the university, including staff from the Office of Global Services and Student Affairs. Open to students and scholars affected by the Executive Order. Advising will be available.

 TBD

Northeastern University



OTHER STRATEGIES

- **Open forums**
- **Presidential commitment**
- **Increased number of attorney talks**
- **Increased efforts in staying in contact with international students**
- **International Student Offices were founded to deal with legal issues**
 - Broadened role of these offices
 - May vary widely by institution



SOME GENERAL ISSUES

- **Philosophy that student populations should mingle**
 - Beneficial both academically and in terms of student experience
 - Larger enclaves present challenges to that mission
- **Initial adjustment**
 - e.g. Lack of bank account, charge cards, driver's license, prefer university housing
- **Language and culture**
 - e.g. May need tutoring in speaking and/or writing
- **Attitudes**
 - e.g. Is asking a question challenging and rude? Is seeking help a weakness?





Q & A

QUESTIONS AND DISCUSSION

- **What recruitment trends are you seeing at your school?**
- **Has there been an increase in support needed for international students?**
- **Describe any unique strategies that your schools has employed.**
- **What other information would you like to share with your peers or learn from your peers?**



REFERENCES

- AACRAO Trending Topics Survey. International Applicants for Fall 2017 – Institutional and Applicant Perceptions Survey Data Release.
- Doyle, J. (2017, February 21). International students studying in Australia reach record number, Education Department figures show. Retrieved October 17, 2017, from <http://www.abc.net.au/news/2017-02-22/record-number-of-international-students-in-australia-in-2016/8291284>
- Okahana, H. (2017). International graduate applications and enrollment: Fall 2016. Washington, DC: Council of Graduate Schools.
- Okahana, H., & Zhou, E. (2017). Graduate enrollment and degrees: 2006 to 2016. Washington, DC: Council of Graduate Schools.
- Redden, E. (2017, March 13). Will International Students Stay Away? Retrieved October 17, 2017, from <https://www.insidehighered.com/news/2017/03/13/nearly-4-10-universities-report-drops-international-student-applications>
- Shear, M. D. (2017, September 24). New Order Indefinitely Bars Almost All Travel From Seven Countries. The New York Times. Retrieved October 17, 2017, from <https://www.nytimes.com/2017/09/24/us/politics/new-order-bars-almost-all-travel-from-seven-countries.html>
- Tate, E. (2017, February 9). Grad Schools Remain a Global Draw. Retrieved October 17, 2017, from <https://www.insidehighered.com/news/2017/02/09/international-graduate-student-applications-grow-slower-pace>
- U.S. Political Climate Casts a Cloud over International Enrollment (Paid Content by ETS TOEFL from The Chronicle of Higher Education) <http://www.chronicle.com/paid-article/US-Political-Climate-Casts1&elqCampaignId=6411>



CONTACT INFORMATION

Rena Cheskis-Gold, Principal and Founder

Demographic Perspectives, LLC

rena@demographicperspectives.com

www.demographicperspectives.com

334 McKinley Avenue

New Haven, CT 06515

phone/fax (203) 397.1612





Demographic Perspectives, LLC
www.demographicperspectives.com

Providing data and analysis for strategy, communications,
assessment, and for managing change.

